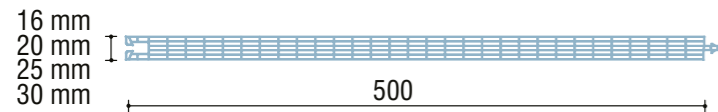



ALVE - WALL 6 PARETI UV

16/20/25/30 MM

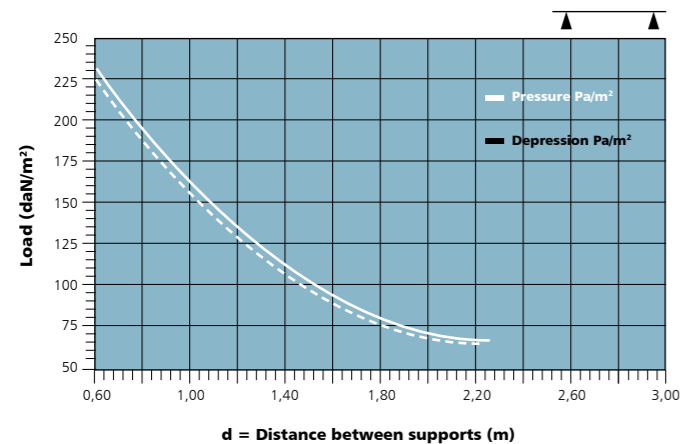
MALE FEMALE INTERLOCKING SYSTEM IN ALVEOLAR POLYCARBONATE



THICKNESS 20 mm

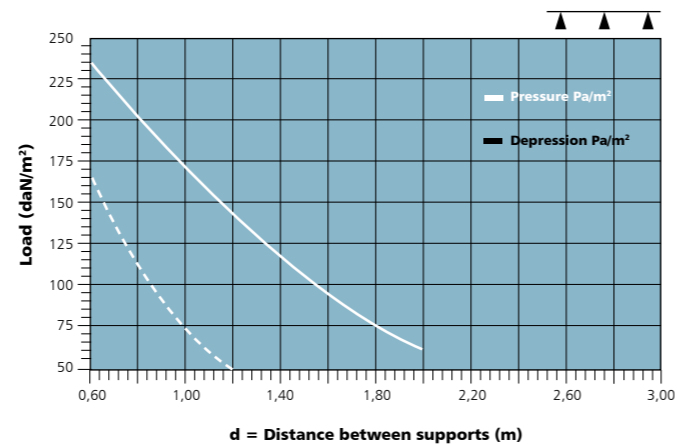
PERMISSIBLE LOADS ON 2 SUPPORTS

System resistance with evenly distributed load. The graph refers to a correct installation according to the Technical Manual.



PERMISSIBLE LOADS ON MULTIPLE SUPPORTS

System resistance with evenly distributed load. The graph refers to a correct installation according to the Technical Manual.



ALVE-WALL 16 / 20 / 25 / 30 IS AN ALVEOLAR POLYCARBONATE SYSTEM, RECOMMENDED FOR THE CONSTRUCTION OF TRANSLUCENT WALLS AND VERTICAL INFILL PANELS. THE SYSTEM IS COMPOSED OF PANELS IN MULTIWALL POLYCARBONATE WITH MULTIWALL STRUCTURE, THICKNESS 16/20/25 mm, MODULE WIDTH 500 mm, UV PROTECTED AND CO-EXTRUDED ON THE OUTER SIDE.

TECHNICAL SPECIFICATIONS

ALVE-WALL 16 / 20 / 25 / 30 COMPOSED OF: PANEL IN ALVEOLAR POLYCARBONATE, UV PROTECTED, CO-EXTRUDED ON THE OUTER SIDE MULTIWALL STRUCTURE, COLOR ON REQUEST. DIMENSIONS: MODULE WIDTH 500 mm, LENGTH CUT TO SIZE.

- ANODIZED OR COLORED ALUMINUM PERIMETER PROFILES OR, ALTERNATIVELY, THERMALLY CUT PERIMETER PROFILES.
- OUTER GASKETS IN EPDM RUBBER.
- ALUMINUM PLATE FOR FASTENING THE PANELS (WHERE REQUIRED).

Thickness	16 mm	20 mm	25 mm	30 mm
Width	500 mm	500 mm	500 mm	500 mm
Length	on request	on request	on request	on request
Color	Crystal / Opal	Crystal / Opal	Crystal / Opal	Crystal / Opal
Light transmission	60% / 40%	58% / 40%	55% / 38%	53% / 38%
Transmittance Thermal	U= 1,8 W/m ² K	U= 1,6 W/m ² K	U= 1,4 W/m ² K	U= 1,3 W/m ² K
Linear expansion	0,065 mm/m °C	0,065 mm/m °C	0,065 mm/m °C	0,065 mm/m °C
Fire resistance certification: EN 13501-1	B-s1,d0	B-s1,d0	B-s1,d0	B-s1,d0
Temperature of operation	min -30 °C / max +120 °C	min -30 °C / max +120 °C	min -30 °C / max +120 °C	min -30 °C / max +120 °C




ALVE - WALL 6 PARETI WINDOW SYSTEM


PROFILES NEEDED FOR THE CONSTRUCTION OF WALL SYSTEMS FOR ALVE-WALL PANELS

INSTALLATION FACE TO THE WALL WITH DRIP (COLD PROFILES)

INSTALLATION FACE TO THE WALL WITHOUT DRIP (COLD PROFILES)



L= SPACE NET SPAN
H= PANEL HEIGHT
H= L -40mm



L= SPACE NET SPAN
H= PANEL HEIGHT
H= L -40mm



PLATE DETAIL OF INTERMEDIATE PLATFORM.



LOWER PROFILE DETAIL OF FASTENING, ALSO AVAILABLE WITH THERMAL CUT



UPPER PROFILE DETAIL

